

*What we make is
hard to break...!*



EDITION

1






PLYWOOD



DOORS



FRAMES

ABOUT US

KENSON door has earned a reputation for being a rapidly growing company, taking it to its current positions as one of INDIA'S leading manufacturers of Decorative Designer doors for industry and private use. **KENSON** success also extends from its Dealers in Karnataka, plus an extensive network of dealers in other states within South India.

MISSION

Our Mission is to provide our client with best quality doors in most competitive price without compromising the Quality, Safety and Environment. When it comes to our services we make sure that we keep in mind even a minute detail to serve our client better and maintain a long term business relationship.

VISION

Our goal is to become one of the leading door manufacturing company globally by providing high quality doors upto the client expectation. We are committed to maintain the highest position in the market through our quality and unmatched dedication.



CONTENT



BURMA BORDER
TEAK DOORS

04-12

BURMA BORDER
POOJA TEAK DOORS

13-14

GHANA TEAK
DOORS

15-24

GHANA TEAK
POOJA DOORS

25-26

TEAK VENEER
DOORS

27-32

LAMINATE
DOORS

33-46

CUT & PASTE
LAMINATE DOORS

47-50

MOULDED
SKIN DOORS

51-52

PRIMER COATED
DOORS

53-57

MEMBRANE
DOORS

58-63

PREMIUM
MEMBRANE DOORS

64-65

WPC DOORS

66-71



KBT 001



KBT 002



KBT 003

BURMA BORDER TEAK DOORS



KBT 004 2★



KBT 005 2★



KBT 006 2★



KBT 007 2★



KBT 008 3★



KBT 009 3★

BURMA BORDER TEAK DOORS



KBT 010 4★



KBT 011 4★



KBT 012 4★



KBT 013 4★



KBT 014 4★



KBT 015 5★

BURMA BORDER TEAK DOORS



KBT 016 5★



KBT 017 6★



KBT 018 6★



KBT 019 7★



KBT 020 7★



KBT 021 8★

BURMA BORDER TEAK DOORS



KBT 022 8★



KBT 023 9★



KBT 024 9★



KBT 025 10★



KBT 026 11★



KBT 027 25★



KBPT 028



KBPT 029



KBT 030 ★



KBPT 031 2★



KBT 032 2★



KBT 033 3★

GHANA TEAK DOORS



KGT 101



KGT 102



KGT 103



KGT 104



KGT 105



KGT 106



KGT 107



KGT 108



KGT 109



KGT 110



KGT 111



KGT 112



KGT 113



KGT 114



KGT 115



KGT 116



KGT 117



KGT 118



KGT 119



KGT 120



KGT 121



KGT 122



KGT 123



KGT 124



KGT 125



KGT 126



KGT 127



KGT 128



KGT 129



KGPT 130



KGPT 131



KGPT 132



KGPT 133




KGPT 134



KGPT 135

TEAK VENEER DOORS



KTV 201



KTV 202



KTV 203



KTV 204



KTV 205



KTV 206



KTV 207




KTV 208




KTV 209



KTV 210



KTV 211



KTV 212



KTV 213



KTV 214



KTV 215



KTV 216



KTV 217



KTV 218



KLD 301



KLD 302




KLD 303



KLD 304



KLD 305



KLD 306



KLD 307



KLD 308



KLD 309



KLD 310



KLD 311



KLD 312



KLD 313



KLD 314



KLD 315



KLD 316



KLD 317



KLD 318



KLD 319



KLD 320



KLD 321



KLD 322



KLD 323



KLD 324



KLD 325



KLD 326




KLD 327



KLD 328



KLD 329



KLD 330



KLD 331



KLD 332



KLD 333



KLD 334



KLD 335



KLD 336



KLD 337



KLD 338



KLD 339



KLD 340



KLD 341



KLD 342



KCP 401



KCP 402



KCP 403



KCP 404



KCP 405



KCP 406



KCP 407



KCP 408



KCP 409



KCP 410



KCP 411



KCP 412

MOULDED SKIN DOORS



KSD 2 PANEL



KSD 4 PANEL



KSD 6 PANEL



MORNING SUN




KSD OVAL




MILANO


PRIMER COATED DOORS



KPC 501



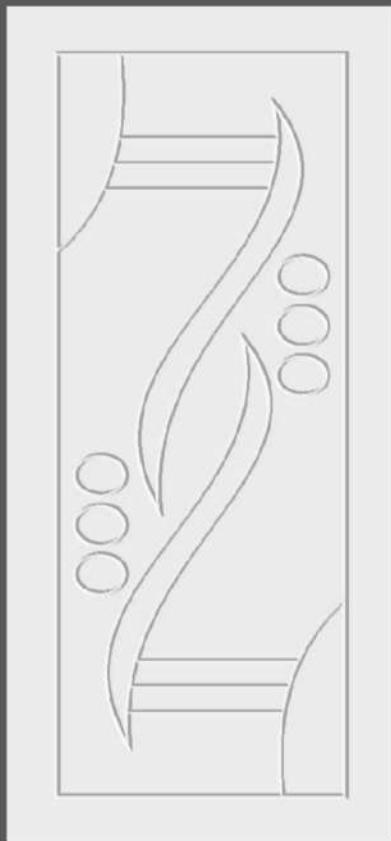
KPC 502




KPC 503



KPC 504




KPC 505




KPC 506


PRIMER COATED DOORS



KPC 507




KPC 508



KPC 509



KPC510



KPC 511




KPC 512


PRIMER COATED DOORS



KPC 513



KPC 514



KPC 515



KMD 601



KMD 602



KMD 603



KMD 604



KMD 605



KMD 606



KMD 607



KMD 608



KMD 609



KMD 610



KMD 611



KMD 612



KMD 613



KMD 614



KMPD 615



KMPD 616



KMPD 617



KMPD 618



KPM 701



KPM 702



KPM 703



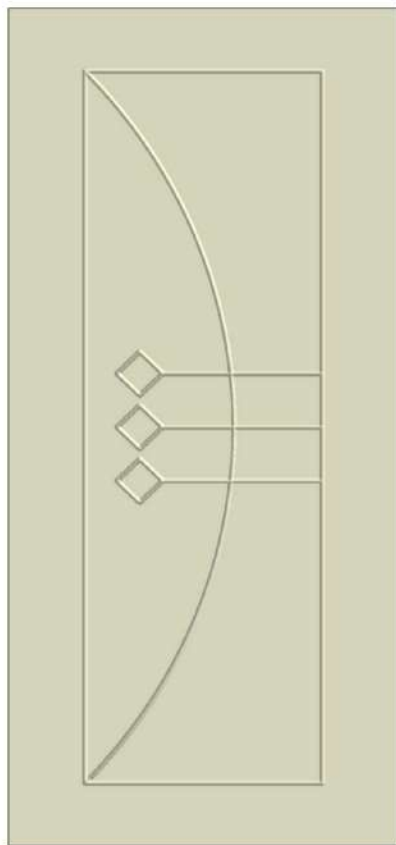
KPM 704



KPM 705




KPM 706




KWPC 801



KWPC 802



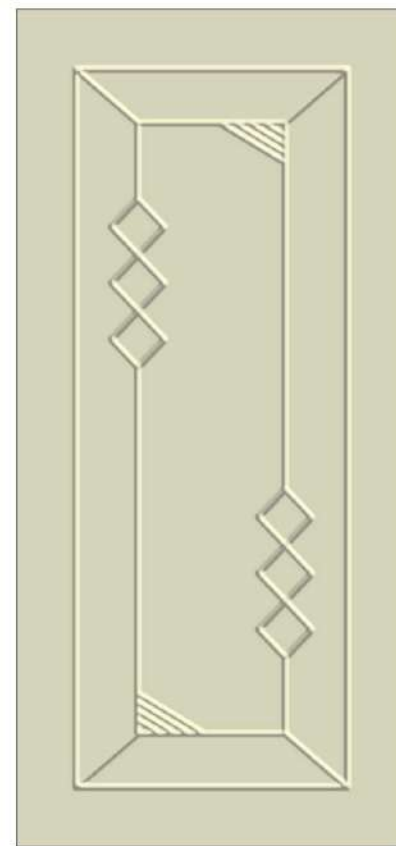
KWPC 803



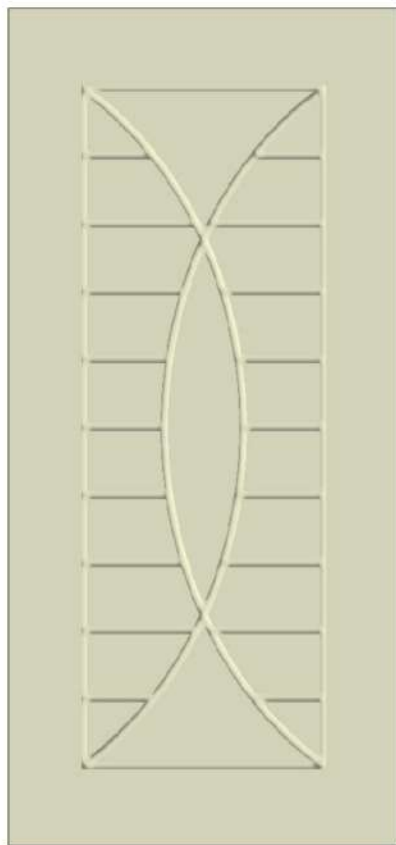
KWPC 804




KWPC 805



KWPC 806



KWPC 807




KWPC 808




KWPC 809



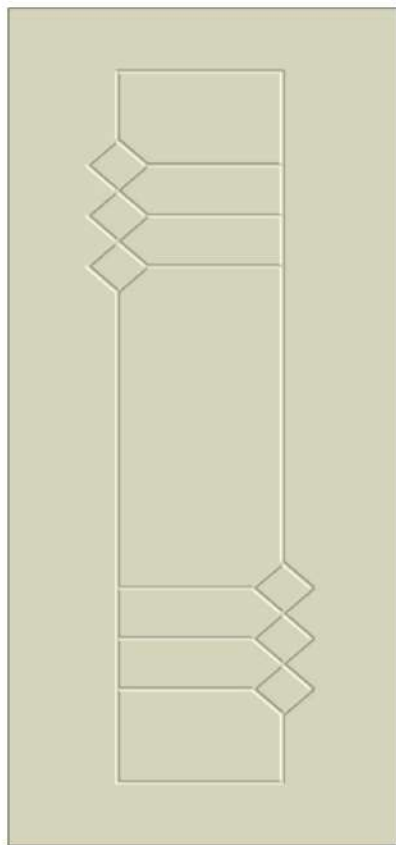
KWPC 810



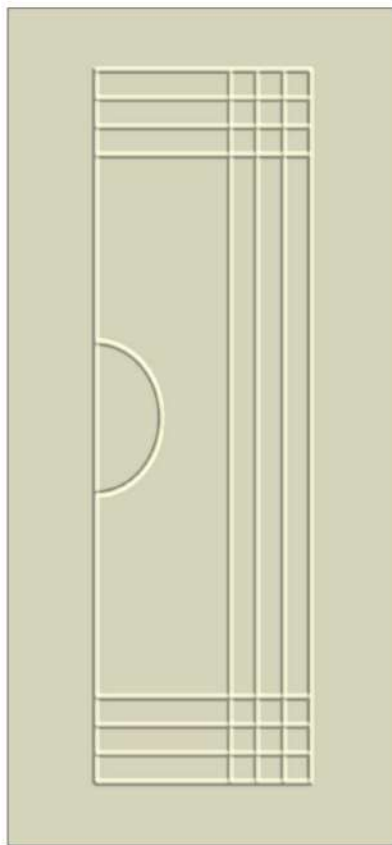
KWPC 811




KWPC 812




KWPC 813




KWPC 814




KWPC 815



KWPC 816



KWPC 817



KWPC 818

MEMBRANE SHADES



ROSE WOOD



ANDHRA TEAK



GOLDEN TEAK



NATURAL TEAK



RED CHERRY



WALNUT



AVAILABLE WPC FRAME



All our **KENSON** products hold a warranty of **TWO YEARS** & can only be claimed on producing original Bill.

*Warranty can be claimed for manufacturing defects only.

No Warranty against nature effects like : ★ Sun Crack ★ Weather Effect ★ Door Sinkage

Since ours is a natural product, there are chances of some variation in Shade, Grain & Design

Storage Instructions:

Doors must be horizontally stacked on flat Surface in cool & dry place. Doors must not be exposed to sunlight.

Installation & Fixing Instructions:

- The Door Frame has to be fixed in 90° Angle
- Do not trim more than 1" (25mm) on the Top & bottom of the Doors. Do not trim more than 1" (25mm) on the sides of Doors.
- Lipping of teak or hardwood on all the four sides has to be done compulsorily to prevent moisture absorption, wear & tear of the Door. The door life increases by doing this. The applied warranty will become invalid if this instruction is not followed.
- Do not cut the door for fixing glass at your end. Pl inform us about your requirement - we shall cut the door & give it to you.
- ½" (12mm) gap has to be maintained between bottom of the door & flooring (door frame) for the bathroom door.

Bathroom Doors:

- After trimming & Lipping of the Door, all the four sides & Bottom has to be primed & painted or sealed with wood sealant before fixing the door.
- Please do maintain 3mm gap between door & frame.
- Bathroom doors, room doors & exit doors have to be taken care after every two year by painting/polishing the door on all sides to increase the life of the doors.
- Make sure you need water proof or non – water proof door & place order accordingly. Use only branded polish for veneer doors.

Engineered Veneer Doors:

- Engineered Veneer Doors cannot be fixed at places where it is being exposed to sunlight or rainwater.
- Do use latches on Bath Room doors & room doors. In case of emergency - it is easy to break the latch without causing much damage to the door.

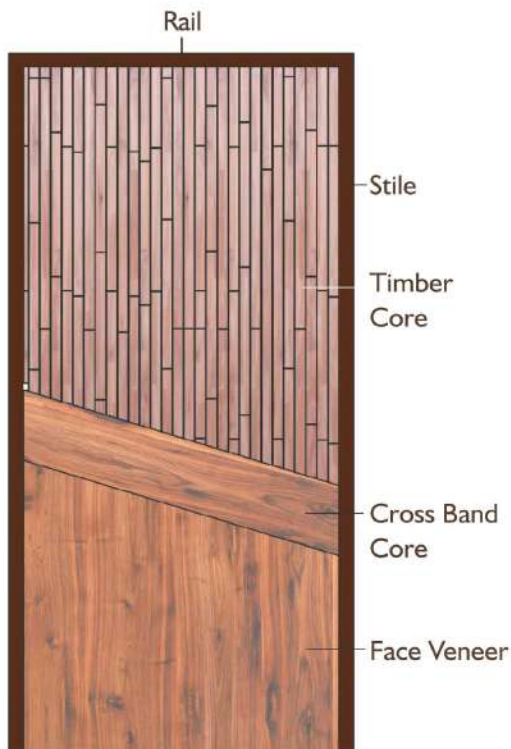
DO NOT HAMMER THE SCREW - FIT SCREWS USING A SCREWDRIVER.

In case of any manufacturing defect, our replacement is only for our product at your doorstep.

Third Party Fittings & Accessories not covered under Warranty: Any fittings & other accessories will not be replaced by us.

Fixing charges for the replacement door to be borne by the buyer.

➔ WARRANTY COVERS ONLY IN 100% PINEWOOD & NEEM WOOD DOORS ONLY



Adhesive :

It is the main factor for manufacturing flush door, Superior bonding & water proofing criteria is achieved by using phenol formaldehyde (PF) synthetic resin.

High quality wooden flush doors are therefore in great demand among discerning architects, builders and contractors. **KENSON** Flush Doors have solid blockboard core with cross band and face veneers which are bonded with the Hot Press process by using Urea Formaldehyde Resin with REBA for Boiling Water Resistant (B.W.R. Grade) & Phenol formaldehyde Resin for 100% Boiling water proof. (B.W.P. Grade)

Stile / Rail :

Finger jointed stile/rail made of selected 100% Seasoned hardwood species with good screw holding capacity.

Timber Core :

Timber core is a traditional core extracted from the natural resources. Pine & Hard Wood are very popular filler. Strong and rigid Timber core is also known as solid core or block board. Timber core is chemically treated as per IS-401 and seasoned in automatic kiln seasoning plant as per IS : 1144 Benefit of the process reduced the moisture content up to the desirable level and make termite free, wood durable and fungi free.

Cross Band :

Generally we use Pine Wood, Hard Wood & Neem Wood for cross band in flush door


Face Veneer :

We use Gurjan Wood as a Face Veneer.

Note :

- The Colour given in catalogue is only for Design reference. Actual Doors Colour may vary
- The Product are recommended for all indoor use and advised not to be exposed to direct sunlight.
- Our Doors are not suggested for bathroom purpose except WPC Doors

PRODUCT	THICKNESS	HEIGHT	WIDTH
BURMA BORDER TEAK DOORS	32MM	78,81,84 INCH	33,36,39 INCH
GHANA TEAK DOORS	32MM	78,81,84 INCH	33,36,39 INCH
TEAK VENEER DOORS	30MM	78,81,84 INCH	30,33,36,39 INCH
LAMINATE DOORS	32MM	78,81,84 INCH	30,33,36,39 INCH
CUT & PASTE LAMINATE DOORS	32MM	78,81,84 INCH	30,33,36,39 INCH
MOULDED SKIN DOORS	32MM	78,81,84 INCH	26,27,30,32,33,36,38 INCH
PRIMER COATED DOORS	30MM	78,81 INCH	26,27,30,32,33,36,38 INCH
MEMBRANE DOORS	30MM	78,81 INCH	26,27,30,32,33,36,38 INCH
PREMIUM MEMBRANE DOORS	30MM	78,81,84 INCH	26,27,30,32,33,36,38 INCH
WPC DOORS	28 / 30MM	75,78,81 INCH	26,27,30,32,33,36,38 INCH



AN ISO 9001 : 2015 CERTIFIED COMPANY

Manufactured by

SWASTIK ASSOCIATES

Bengaluru



✉ info@kensondoors.com

